




Republic of the Philippines
Department of Education
Region IV-A
SCHOOLS DIVISION OF QUEZON PROVINCE



30 July 2024

DIVISION MEMORANDUM
DM No. 597, s. 2024

EXTENSION OF THE LEARNER INFORMATION SYSTEM (LIS) END OF THE SCHOOL YEAR (EOSY) 2023-2024 UPDATING AND REMINDER FOR THE TAGGING OF SCHOOL-BASED FEEDING PROGRAM (SBFP) BENEFICIARIES, ADM and SHS EXIT CHOICES IN THE LIS

To: Assistant Schools Division Superintendents
Division Chiefs
Public Schools District Supervisors
Public and Private Elementary and Secondary School Heads
LIS Coordinators
All Others Concerned

1. In line with the Memorandum from the DepEd Office of the Undersecretary for Operations and Planning Services, please be informed that the finalization of EOSY 2023-2024 and tagging of SBFP, ADM, and SHS Exit Choices will be reopened and extended until **August 16, 2024**.
2. School Heads and/or their coordinators are advised to expedite the updating of EOSY, SBFP, ADM, and SHS Exit Choices as soon as possible before the deadline to avoid complications in the next school year's enrollment update and resource allocation.
3. Attached is the list of schools that have not yet finalized their LIS updates.
4. Widest dissemination of and strict compliance with this Memorandum is desired.

ROMMEL C. BAUTISTA, CESO V
Schools Division Superintendent

Parmjdf07/30/2024
DEPEDQUEZON-TM-SDS-04-009-003



Address: Sitio Fori, Brgy. Talipan, Pagbilao, Quezon
Trunkline #: (042) 784-0366, (042) 784-0164,
(042) 784-0391, (042) 784-0321



Republic of the Philippines
Department of Education
Region IV-A
SCHOOLS DIVISION OF QUEZON PROVINCE

**Schools Who Have Not Yet Finalized Their LIS-EOSY
As of July 30, 2024**

Elementary

108530 - Sapaan Elementary School
108924 - Burgos ES
108928 - Ibabang Yuni ES
108992 - Tapol ES
109040 - Pamatdan ES
109132 - Andres Castillejo ES
109141 - Busokbusokan Elementary School
109263 - Anastacia ES
165008 - Sabang Primary School
165009 - Villa Bota ES
402733 - Trinity Christian Academy Incorporated
402751 - Holy Child Jesus College
402769 - Casa del Nino Jesus de Lucban, Inc.
402796 - Polillo Adventist Institute Elem School
408037 - Liwanag United Methodist Christian School, Inc.
409152 - Gumaca Institute of Learning Inc.
410998 - SAMPALOC PURPLE GREEN SCHOOL INC.
425004 - Gesu Bambino Parochial School, Inc.
425026 - San Antonio Infotech School, Inc.
425032 - Holy Spirit Learning Center of Sariaya, Inc.
425040 - CVE Colleges, Inc
425065 - St. Vincent Liem Dela Paz Preparatory School, Inc.
425070 - Green Purple Kiddie Learning Center, Inc.
425072 - Maranatha Christian Academy of Tiaong Quezon Inc.
425083 - Escuela Dela Consorcia Inc.
502447 - Pambuhan Integrated School

Junior High School

301280 - Abuyon NHS
301285 - Amontay National High School
301310 - Catanauan National High School
301311 - Doongan Ilaya National High School
301330 - PAKIING NATIONAL HIGH SCHOOL
301360 - Olongtao National High School
301374 - Patnanungan NHS
301407 - Talipan National High School
305598 - SARIAYA NATIONAL HIGH SCHOOL
308008 - Maligaya NHS
402217 - Colegio de Santo Cristo de Burgos
402720 - Calauag Central College, Inc.
402723 - Saint Peter's School (Calauag), Inc.
402732 - Tayabas Western Academy
402769 - Casa del Nino Jesus de Lucban, Inc.
402800 - M. S. Enverga Academy Foundation, Inc.
402802 - Manuel S. Enverga Institute Foundation, Inc.
402836 - St John Parochial School
425026 - San Antonio Infotech School, Inc.
425058 - Polillo Adventist Institute
502447 - Pambuhan Integrated School

Senior High School

301283 - Magsaysay NHS (Formerly Ajos NHS - Magsaysay Extension)
301300 - Cabulihan NHS
301303 - Calantas NHS
301309 - Casay National High School
301310 - Catanauan National High School
DEPEDQUEZON-TM-SDS-04-009-003



Address: Sitio Fori, Brgy. Talipan, Pagbilao, Quezon
Trunkline #: (042) 784-0366, (042) 784-0164,
(042) 784-0391, (042) 784-0321



Republic of the Philippines
Department of Education
Region IV-A
SCHOOLS DIVISION OF QUEZON PROVINCE

301330 - PAKIING NATIONAL HIGH SCHOOL
301332 - Infanta NHS
301355 - Maligaya Integrated National High School
301380 - Recto MNHS
301406 - Tagkawayan NHS
308001 - Matandang Sabang National High School
308019 - Dr. Panfilo Castro NHS (Formerly Bukal Sur NHS-Mangilag Annex)
308030 - Silangang Malicboy NHS
402217 - Colegio de Santo Cristo de Burgos
402719 - Mount Carmel High School of Burdeos, Inc
402732 - Tayabas Western Academy
402751 - Holy Child Jesus College
402764 - Most Holy Rosary Parochial School
402789 - Casa del Niño Jesus de Pagbilao
402795 - Mt. Carmel School of Polillo
402802 - Manuel S. Enverga Institute Foundation, Inc.
402821 - Our Lady of Lourdes Academy of Tagkawayan, Inc.
402836 - St John Parochial School
407277 - CSTC College of Sciences, Technology, and Communications, Inc.
407419 - Aceba Science & Tech. Institute (ASTI) Inc.
407641 - Bondoc Peninsula Institute Inc.
408765 - RNC TECHNICAL LEARNING CENTER
408775 - ACEBA SCIENCE AND TECHNOLOGY INSTITUTE, INC.
410989 - LYCEUM TECHNOLOGICAL COLLEGE INC.
425058 - Polillo Adventist Institute

DEPEDQUEZON-TM-SDS-04-009-003



Address: Sitio Fori, Brgy. Talipan, Pagbilao, Quezon
Trunkline #: (042) 784-0366, (042) 784-0164,
(042) 784-0391, (042) 784-0321



DepEdTayoQuezon



www.depedquezon.com.ph



quezon@deped.gov.ph



Republic of the Philippines
Department of Education
PLANNING SERVICE

Office of the Director

MEMORANDUM

FOR : **MINISTER, BASIC, HIGHER AND TECHNICAL EDUCATION,
BARMM
REGIONAL DIRECTORS
SCHOOLS DIVISION SUPERINTENDENTS
REGIONAL PLANNING OFFICERS
DIVISION PLANNING OFFICERS
PUBLIC AND PRIVATE ELEMENTARY AND SECONDARY
SCHOOL HEADS
ALL OTHERS CONCERNED**

FROM : **MARY JANE B. FELICIANO**
Chief, Planning and Programming Division
Officer-in-Charge
Planning Service – Office of the Director

SUBJECT : **EXTENSION OF THE LEARNER INFORMATION SYSTEM
(LIS) END OF SCHOOL YEAR (EOSY) 2023-2024 UPDATING**

DATE : 29 July 2024

The Department of Education (DepEd) constantly aims to make the quality education accessible to every Filipino citizen. Hence, generating and providing accurate and timely data are very crucial in providing evidence-based policies and decisions, budget allocation, and support to the Department's operation.

With this, the Planning Service – Education Management Information System Division (PS-EMISD) recently issued a memorandum dated 08 April 2024, mandating the schools to update the End of School Year (EOSY) 2023-2024 data in the Learner Information System (LIS). Upon review of the EOSY 2023-2024 status, this Office found schools that have yet to finalize their LIS data (*See Annex 1 for Regional EOSY Status*).

In this regard, this Office respectfully **requests to expedite** the accurate updating of EOSY 2023-2024 data. This will ensure that necessary information is available before the Beginning of School Year (BOSY) encoding. Furthermore, schools who were unable to finalize their data caused by the Typhoon "Carina", as well as those experiencing ticketing issues in the system are mandated to finalize their EOSY 2023-2024 data **not later than August 16, 2024**.

For queries, please do not hesitate to contact PS-EMISD through telephone number: 8635-3958 or email at: ps.emisd@deped.gov.ph.

For immediate dissemination and strict compliance.



Room A-205, 2nd Floor Alonzo Building, DepEd Complex, Meralco Avenue, Pasig City 1600
Telefax No.: (02) 8687-2744; Email: ps.od@deped.gov.ph



DepEd Philippines



@depedphilippines



@DepEd_PH



www.deped.gov.ph

ALL SECTOR

Annex 1
 End of School Year (EOSY) 2023-2024 Learner Information System (LIS) Status
 As of July 29, 2024

Region	Number of Schools	Elementary				Junior High School				Senior High School									
		Finalized	%	Not Yet Finalized	%	Number of Schools	Finalized	%	Not Yet Finalized	%	Number of Schools	Finalized	%	Not Yet Finalized	%				
REGION I	2,834	2,562	90.4	272	9.6	912	734	80.48	178	19.52	814	594	72.97	220	27.03	548	67.32	266	32.68
REGION II	2,325	2,325	91.75	209	8.25	667	513	76.91	154	23.09	502	357	71.12	145	28.88	322	64.14	179	35.66
REGION III	4,266	3,415	80.05	851	19.95	1,638	1,054	64.35	584	35.65	1,306	804	61.56	499	38.21	726	55.59	574	43.95
REGION IV-A	4,864	4,234	87.05	630	12.95	2,013	1,575	78.24	438	21.76	1,481	1,067	72.05	410	27.68	1,015	68.53	458	30.93
MMAROPA	2,126	1,500	70.56	626	29.44	622	356	57.23	266	42.77	430	258	60	172	40	234	54.42	196	45.58
REGION V	3,582	3,206	89.5	376	10.5	1,038	836	80.54	202	19.46	979	823	84.07	156	15.93	782	79.88	197	20.12
REGION VI	4,254	4,064	95.53	190	4.47	1,207	1,048	86.83	159	13.17	940	808	85.96	132	14.04	769	81.81	171	18.19
REGION VII	3,710	2,938	79.19	772	20.81	1,511	952	63	559	37	1,211	740	61.11	463	38.23	661	54.58	540	44.59
REGION VIII	3,854	3,660	94.97	194	5.03	763	612	80.21	151	19.79	582	430	73.88	152	26.12	407	69.93	175	30.07
REGION IX	2,348	2,088	88.93	260	11.07	628	434	69.11	194	30.89	528	348	65.91	175	33.14	326	61.74	197	37.31
REGION X	2,619	2,326	88.81	293	11.19	916	758	82.75	158	17.25	661	499	75.49	161	24.36	474	71.71	186	28.14
REGION XI	2,129	2,106	98.92	23	1.08	853	830	97.3	23	2.7	633	594	93.84	39	6.16	585	92.42	48	7.58
REGION XII	2,025	1,354	66.86	671	33.14	832	469	56.37	363	43.63	577	303	52.51	274	47.49	257	44.54	320	55.46
CARAGA	1,905	1,530	80.31	375	19.69	580	415	71.55	165	28.45	489	323	66.05	166	33.95	296	60.53	193	39.47
BARMM	2,595	1,878	72.37	717	27.63	532	257	48.31	275	51.69	352	166	47.16	185	52.56	142	40.34	208	59.09
CAR	1,704	1,527	89.61	177	10.39	506	423	83.6	83	16.4	358	293	81.84	65	18.16	271	75.7	87	24.3
NCR	2,092	1,310	62.62	782	37.38	1,117	637	57.03	480	42.97	933	471	50.48	451	48.34	430	46.09	499	52.41
PSO	34	3	8.82	31	91.18	33	6	18.18	27	81.82	28	6	21.43	19	67.86	5	17.86	20	71.43
Total	49,475	42,026	84.94	7,449	15.06	16,368	11,909	72.76	4,459	27.24	12,804	8,884	69.38	3,884	30.33	8,250	64.43	4,504	35.18

PUBLIC

Region	Number of Schools	Elementary				Junior High School				Senior High School									
		Finalized	%	Not Yet Finalized	%	Number of Schools	Finalized	%	Not Yet Finalized	%	Number of Schools	Finalized	%	Not Yet Finalized	%				
REGION I	2,411	2,239	92.87	172	7.13	610	491	80.49	119	19.51	554	400	72.2	154	27.8	372	67.15	182	32.85
REGION II	2,210	2,089	94.52	121	5.48	512	402	78.52	110	21.48	361	253	70.08	108	29.92	230	63.71	131	36.29
REGION III	3,049	2,719	89.18	330	10.82	903	644	71.32	259	28.68	641	443	69.11	198	30.89	413	64.43	228	35.57
REGION IV-A	2,757	2,609	94.63	148	5.37	791	645	81.54	146	18.46	541	443	81.89	98	18.11	436	80.59	105	19.41
MMAROPA	1,910	1,341	70.21	569	29.79	490	255	52.04	235	47.96	307	157	51.14	150	48.86	139	45.28	168	54.72
REGION V	3,169	2,870	90.56	299	9.44	803	656	81.69	147	18.31	698	600	85.96	98	14.04	576	82.52	122	17.48
REGION VI	3,417	3,305	96.72	112	3.28	862	735	85.27	127	14.73	674	582	86.35	92	13.65	556	82.49	118	17.51
REGION VII	2,966	2,533	85.4	433	14.6	1,018	677	66.5	341	33.5	820	556	67.8	264	32.2	505	61.59	315	38.41
REGION VIII	3,650	3,495	95.75	155	4.25	626	503	80.35	123	19.65	452	332	73.45	120	26.55	315	69.69	137	30.31
REGION IX	2,128	1,950	91.64	178	8.36	508	369	72.64	139	27.36	371	283	76.28	88	23.72	265	71.43	106	28.57
REGION X	2,183	1,981	90.75	202	9.25	644	541	84.01	103	15.99	409	314	76.77	95	23.23	299	73.11	110	26.89
REGION XI	1,743	1,740	99.83	3	0.17	635	619	97.48	16	2.52	408	387	94.85	21	5.15	386	94.61	22	5.39
REGION XII	1,703	1,376	80.8	327	19.2	303	384	58.27	275	41.73	399	225	56.39	174	43.61	198	49.62	201	50.38
CARAGA	2,247	1,706	75.92	541	24.08	360	174	48.33	186	51.67	225	117	52	108	48	99	44	126	56
BARMM	1,540	1,392	90.39	148	9.61	369	311	84.28	58	15.72	249	213	85.54	36	14.46	201	80.72	48	19.28
CAR	524	390	74.43	134	25.57	293	171	58.36	122	41.64	236	126	53.39	110	46.61	118	50	48	50
NCR	39,353	34,948	88.81	4,405	11.19	10,574	7,926	74.96	2,648	25.04	7,750	5,702	73.57	2,048	26.43	5,357	69.12	2,393	30.88

Annex 1
 End of School Year (EOSY) 2023-2024 Learner Information System (LIS) Status
 As of July 29, 2024

Region	Number of Schools	Elementary					Junior High School					Senior High School									
		Finalized	%	Not Yet Finalized	%	Number of Schools	Finalized	%	Not Yet Finalized	%	Number of Schools	1st Semester		2nd Semester		1st Semester		2nd Semester			
												Finalized	%	Not Yet Finalized	%	Finalized	%	Finalized	%	Not Yet Finalized	%
REGION I	416	318	76.44	98	23.56	292	235	80.48	57	19.52	247	183	74.09	64	26.91	165	66.8	82	33.2		
REGION II	324	236	72.84	88	27.16	154	110	71.43	44	28.57	138	103	74.64	35	25.36	91	65.94	46	33.33		
REGION III	1,216	695	57.15	521	42.85	723	403	55.74	320	44.26	652	354	54.29	295	45.25	306	46.93	340	52.15		
REGION IV-A	2,100	1,620	77.14	480	22.86	1,205	919	76.27	286	23.73	926	616	66.52	306	33.05	571	61.66	347	37.47		
MINAROPA	212	157	74.06	55	25.94	124	95	76.61	29	23.39	113	92	81.42	21	18.58	87	76.99	26	23.01		
REGION V	410	334	81.46	76	18.54	227	176	77.53	51	22.47	277	220	79.42	57	20.58	203	73.29	74	26.71		
REGION VI	835	757	90.66	78	9.34	334	304	91.02	30	8.98	260	222	85.38	38	14.62	209	80.38	51	19.62		
REGION VII	742	405	54.58	337	45.42	489	274	56.03	215	43.97	387	183	47.29	197	50.9	156	40.31	222	57.36		
REGION VIII	202	165	81.68	37	18.32	126	104	82.54	22	17.46	120	91	75.83	29	24.17	87	72.5	33	27.5		
REGION IX	219	138	63.01	81	36.99	112	62	55.36	50	44.64	147	62	42.18	80	54.42	58	39.46	84	57.14		
REGION X	435	345	79.31	90	20.69	263	210	79.85	53	20.15	240	174	72.5	65	27.08	164	68.33	75	31.25		
REGION XI	386	366	94.82	20	5.18	218	211	96.79	7	3.21	225	207	92	18	8	199	88.44	26	11.56		
REGION XII	278	141	50.72	137	49.28	169	84	49.7	85	50.3	174	75	43.1	99	56.9	58	33.33	116	66.67		
CARAGA	201	154	76.62	47	23.38	87	65	74.71	22	25.29	82	50	60.98	32	39.02	46	56.1	36	43.9		
BARMM	344	170	49.42	174	50.58	123	64	52.03	59	47.97	96	37	38.54	59	61.46	33	34.38	62	64.58		
CAR	162	135	83.33	27	16.67	133	109	81.95	24	18.05	104	77	74.04	27	25.96	67	64.42	37	35.58		
NCR	1,565	919	58.72	646	41.28	819	466	56.9	353	43.1	690	343	49.71	336	48.7	311	45.07	365	52.9		
PSO	34	3	8.82	31	91.18	33	6	18.18	27	81.82	28	6	21.43	19	67.86	5	17.86	20	71.43		
Total	10,081	7,058	70.01	3,023	29.99	5,631	3,897	69.21	1,734	30.79	4,906	3,095	62.09	1,777	36.22	2,816	57.4	2,042	41.62		

SUCSUCS

Region	Number of Schools	Elementary					Junior High School					Senior High School									
		Finalized	%	Not Yet Finalized	%	Number of Schools	Finalized	%	Not Yet Finalized	%	Number of Schools	1st Semester		2nd Semester		1st Semester		2nd Semester			
												Finalized	%	Not Yet Finalized	%	Finalized	%	Finalized	%	Not Yet Finalized	%
REGION I	7	5	71.43	2	28.57	10	8	80	2	20	13	11	84.62	2	15.38	11	84.62	2	15.38		
REGION II	0	0	100	0	0	1	1	100	0	0	3	1	33.33	2	66.67	1	33.33	2	66.67		
REGION III	1	1	100	0	0	12	7	58.33	5	41.67	13	7	53.85	6	46.15	7	53.85	6	46.15		
REGION IV-A	7	5	71.43	2	28.57	17	11	64.71	6	35.29	14	8	57.14	6	42.86	8	57.14	6	42.86		
MINAROPA	4	2	50	2	50	8	6	75	2	25	10	9	90	1	10	8	80	2	20		
REGION V	3	2	66.67	1	33.33	8	4	50	4	50	4	3	75	1	25	3	75	1	25		
REGION VI	2	2	100	0	0	11	9	81.82	2	18.18	6	4	66.67	2	33.33	4	66.67	2	33.33		
REGION VII	2	0	0	2	100	4	1	25	3	75	4	1	25	2	50	0	0	3	75		
REGION VIII	2	0	0	2	100	11	5	45.45	6	54.55	10	7	70	3	30	3	30	5	50		
REGION IX	1	0	0	1	100	8	3	37.5	5	62.5	10	3	30	7	70	3	30	5	50		
REGION X	1	0	0	1	100	9	7	77.78	2	22.22	12	11	91.67	1	8.33	11	91.67	1	8.33		
REGION XI	1	0	0	1	100	4	4	100	0	0	4	3	75	1	25	1	25	3	75		
CARAGA	1	0	0	1	100	2	2	100	0	0	2	2	100	0	0	1	50	1	50		
BARMM	4	2	50	2	50	49	19	38.78	30	61.22	31	12	38.71	18	58.06	10	32.26	20	64.52		
CAR	2	0	0	2	100	4	3	75	1	25	5	3	60	2	40	3	60	2	40		
NCR	3	1	33.33	2	66.67	5	0	0	100	5	2	28.57	5	71.43	1	14.29	6	85.71			
Total	41	20	48.78	21	51.22	163	86	52.76	77	47.24	148	87	58.78	59	39.86	77	52.03	69	46.62		

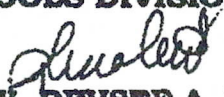
Department of Education


OFFICE OF THE UNDERSECRETARY FOR OPERATIONS

MEMORANDUM

OM-OUOPS-2024-9-05523

FOR : REGIONAL DIRECTORS
SCHOOLS DIVISION SUPERINTENDENTS

FROM : 
ATTY. REVSEE A. ESCOBEDO
Undersecretary for Operations


DR. DEXTER A. GALBAN
Assistant Secretary for Operations

SUBJECT : REMINDER FOR THE TAGGING OF THE SCHOOL-BASED FEEDING PROGRAM (SBFP) BENEFICIARIES IN THE LEARNER INFORMATION SYSTEM (LIS)

DATE : 4 July 2024

This has reference to the Memorandum OUOPS No. 2023-03-4363 regarding the request of the Bureau of Learner Support Services (BLSS), through the School Health Division (SHD), on the measurement of the retention rate of the SBFP beneficiaries for SY 2023-2024 and onwards through the Learner Information System (LIS), this will ensure tracking of the SBFP beneficiaries.

BLSS-SHD coordinated with the Planning Service-Education Management Information System Division (PS-EMISD) to retrieve the retention rate of the SBFP beneficiaries for SY 2023-2024. However, only 100,000 beneficiaries have been tagged.

Therefore, all SBFP Focal Persons are requested to coordinate with the schools to ensure that SBFP beneficiaries are tagged in the LIS school database at the Start of the School Year (SOSY) and again at the End of the School Year (EOSY) starting SY 2023-2024. For guidance, please refer to the attached SBFP Tagging Tutorial Guide to ensure that all schools tag their SBFP beneficiaries.

For further inquiries or clarification, please contact Dr. Maria Corazon C. Dumlao, Ms. Magdalene Portia T. Cariaga, or Ms. Mei-Ling V. Duhig, BLSS-SHD, at cell phone numbers 09175620849 or 09993056058, tel. no. 8632-9935/or via email at sbfp@deped.gov.ph.



Room 101, Rizal Building, DepEd Complex, Meralco Avenue, Pasig City 1600
Telephone Nos.: (02) 8633-5313; (02) 8631-8492
Email Address: ouops@deped.gov.ph | Website: www.deped.gov.ph

Doc. Ref. Code	OM-OUOPS	Rev	01
Electricity	03.23.73	Page	1 of 5